



PRELIMINARY

*elan* 410



The Elan 410 is a complete new hi-tech design performance cruiser and logical next step in Elan's restyled Elan performance range with the emphasis on top level performance to capture the spirit of the competitive sailor and at the same time offering the well appointed comforts and style for the enjoyment of the crew onboard. Designed to be responsive and fast in light wind, the boat easily handles various weather conditions with only a minimum adjustment of the sail area, a feature equally important to the cruising family as it is to the race crew. Elan sailing yachts come with a prestigious pedigree that is a promise of excellence and a commitment to quality throughout.

The ergonomically designed cockpit is comfortable for cruising as well as racing. Powerful winches, extensive use of roller bearing blocks and a large diameter steering wheel makes for easy handling. Below deck the spacious 3 cabin interior provides more headroom than expected in a yacht of this size. Generous L- shaped innovative galley with dedicated space for front opening refrigerator and microwave oven, U-shaped settee in the saloon and plenty of efficient storage with forward facing chart table and spacious head department in saloon or optional in front. Practical solutions with superb comfort are combined with beautiful craftsmanship and attention to detail to satisfy even the most demanding owner.



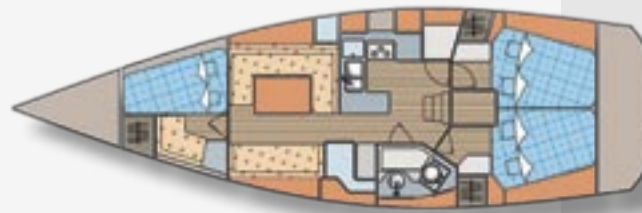
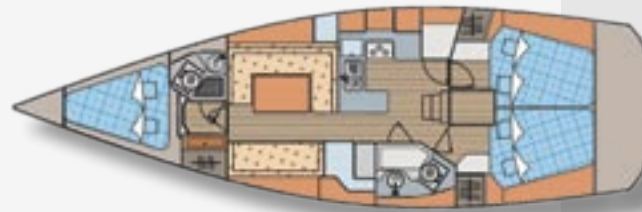
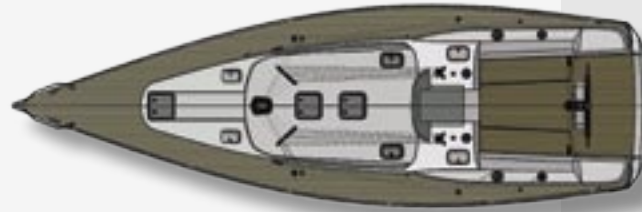
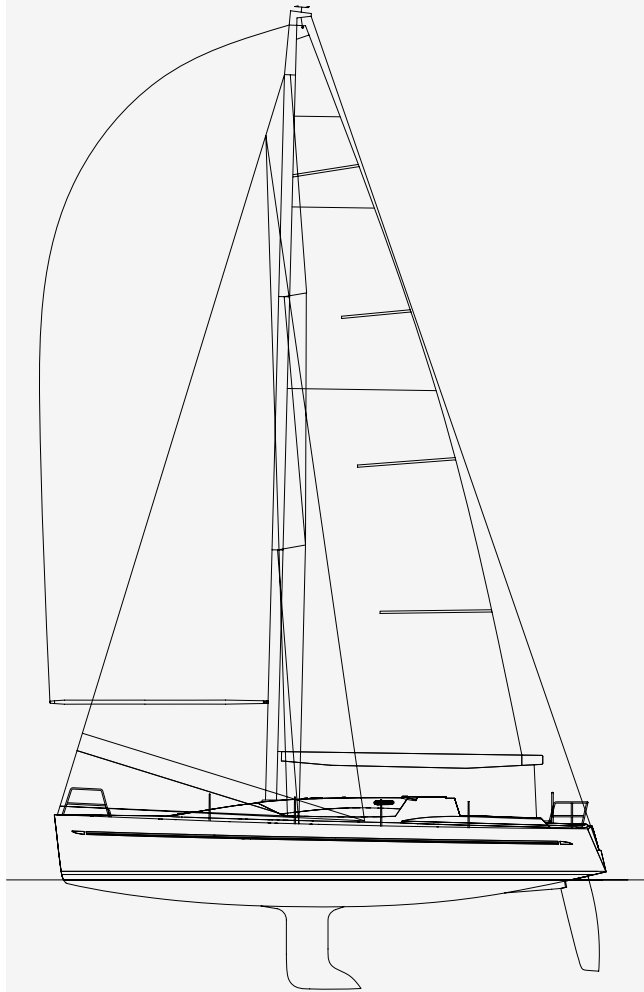
Rob Humphreys' masterful configuration of the keel, rudder, rig and hull design produces a perfectly balanced yacht with remarkably high stability and excellent response. The hull is molded in a one step process using highly advanced 3D VAIL technology based on environmentally friendly vacuum-assisted lamination. This advanced technique considerably improves the strength and mechanical properties of the hull laminate by as much as 50%. The hull's powerful inner structure ensures that all loads from the keel and rig are distributed effectively with a minimum flexing of the hull.

Together with the superior method of keel fixing, all this gives the helmsman and crew a confident feeling of safety and control to deal with difficult weather conditions. All Elan sailing yachts meet the highest Germanischer Lloyd's Type Test Standard with emphasis on both safe and fast sailing.

# elan 410

## Technical specifications

|                         |                     |
|-------------------------|---------------------|
| Length overall          | 12,27 m             |
| Hull length             | 12,27 m             |
| Length at waterline     | 11,28 m             |
| Beam                    | 3,91 m              |
| Draft                   | 2,10 / 2,45 m       |
| Displacement            | approx. 8300 kg     |
| Ballast                 | 2500 kg             |
| Water capacity          | 350 l               |
| Fuel capacity           | 150 l               |
| Engine                  | 40 HP               |
| Mainsail                | 50,7 m <sup>2</sup> |
| Genoa                   | 55,2 m <sup>2</sup> |
| Spinnaker               | 143 m <sup>2</sup>  |
| I                       | 16,66 m             |
| J                       | 4,63 m              |
| P                       | 16,16 m             |
| E                       | 5,43 m              |
| Boat design category CE | A                   |
| Design                  | Rob Humphreys       |



**Elan Marine d.o.o.**

Begunje 1, SI-4275, Begunje na Gorenjskem, Slovenia  
Phone: +386 4 535 13 70, Fax: +386 4 535 13 60  
E-mail: [elan.marine@elan.si](mailto:elan.marine@elan.si)  
[www.elan-yachts.com](http://www.elan-yachts.com)