




















G E = East Cardinal
 G = Green channel marker
 R = Red channel marker
 Head south of these port and starboard markers.

Key to marina plan

-  Marina reception
-  Defibrillator
-  Pontoons
-  Fire assembly point
-  Emergency point
-  Water evacuation point
-  Berth holder toilets & showers
-  Berth holder parking
-  Restaurant / Café
-  Recycling
-  Fuel pontoon
-  Berth holder launderette
-  Storage ashore
-  Dry stack
-  Lifting dock
-  Hoist dock
-  Marine services & retail
-  Safety box
-  Safety ladder